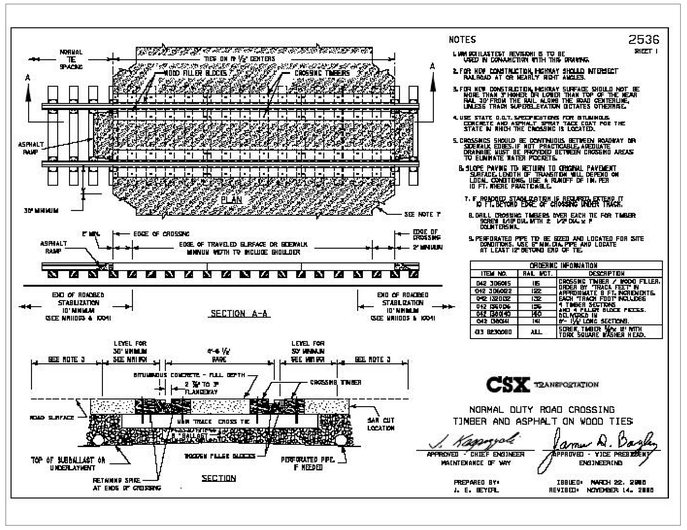

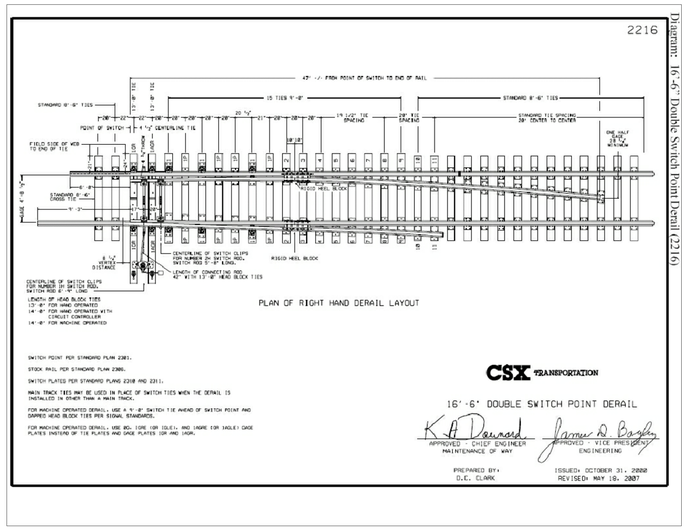

Diagram: 16'-6" Double Switch Point Derail (2216)

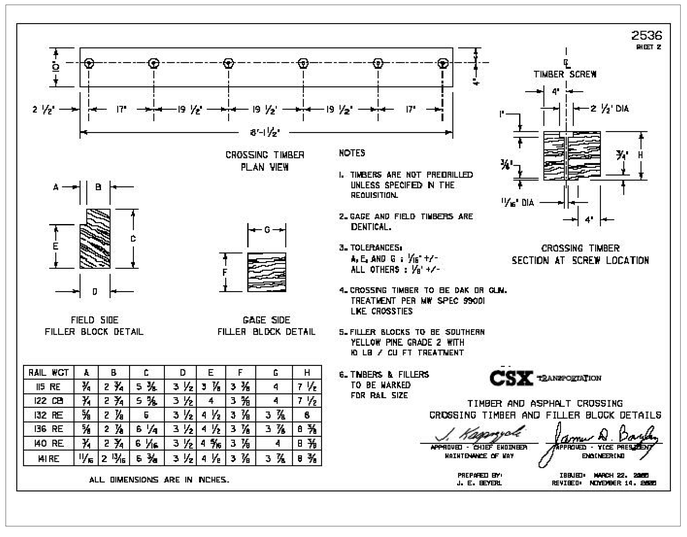

RAIL WGT	A	B	C	D	E	F	G	H
115 RE	7/8	2 3/4	5 3/8	3 1/2	3 1/8	3 3/8	4	7 1/2
122 CB	7/8	2 3/4	5 3/8	3 1/2	4	3 3/8	4	7 1/2
132 RE	7/8	2 7/8	6	3 1/2	4 1/2	3 7/8	3 7/8	6
136 RE	7/8	2 7/8	6 1/4	3 1/2	4 1/2	3 7/8	3 7/8	8 3/8
140 RE	7/8	2 3/4	6 1/16	3 1/2	4 9/16	3 7/8	4	8 3/8
141 RE	11/16	2 15/16	6 3/8	3 1/2	4 1/2	3 7/8	3 7/8	8 3/8

NOTE: RAILROAD DETAILS SHOWN FOR REFERENCE ONLY
CONTRACTOR TO CONSULT P&L RAILROAD DESIGN GUIDELINES
FOR MOST UP TO DATE INFORMATION PRIOR TO CONSTRUCTION.
ALL CONSTRUCTION TO MEET MINIMUM STANDARDS AS SET
FORTH BY P&L RAILROAD

RAILROAD DETAILS

FLEX

FLEXFILMS, U.S.A., LLC
1221 NORTH BLACK BRANCH ROAD
ELIZABETHTOWN, KENTUCKY 42702

PROJECT L-12 BOPET U.S.A.

DATE	REVISION	BY

DESIGN DOCUMENTS
The Engineer of Record waives any and all responsibility and liability for problems which arise from failure to follow these plans, specifications and the design intent they convey.

Copyright
This document discloses subject matter considered confidential by MSE of Kentucky, Inc. and on which MSE of Kentucky, Inc. has proprietary rights. The recipient of this document, by its receipt and retention, agrees not to reproduce the document or any part thereof, or to disclose any information contained therein to others, or to use it for any purpose except as authorized in writing by permission of MSE of Kentucky, Inc.

PROJECT NO.	2064-25
DESIGNED BY	G.A.R.
DRAWN BY	J.R.M.
CHECKED BY	G.A.R.
REVIEWED BY	G.A.R.
DATE	JUNE 2011
SCALE	AS SHOWN

MSE OF KENTUCKY, INC.
Engineers
Architects
Planners
624 Wellington Way
Lexington, KY 40503
www.mseinc.com
Phone: (859)223-5694
Fax: (859)223-2607

DRAWING NO.
UFL-L12
C-205.1

JUL 30 X:\2064-25 FLEX FILM - ELIZABETHTOWN TJ PATTERSON INDUSTRIAL PARK_C-205 RAILROAD SPUR DETAILS.DWG